



## A Closer Look



## Charging

### BEFORE FIRST USE

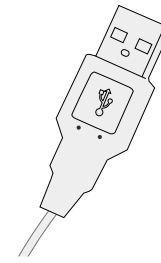
SORA is cordless and rechargeable. Before use, charge fully for 12 hours, even if the indicator light has changed color. SORA can run up to 3 hours on a single charge.

### CHARGING

To recharge, insert the included proprietary USB Cord into the port at the base of the SORA. Then connect the USB end of the charging cord to a USB port of a computer or a USB wall adapter and then plug into an electrical outlet. As the SORA charges the LED indicator on the front of the device will illuminate red indicating charging is in progress, and once it is fully charged this light will turn green. Please be sure to allow the SORA to charge for the full 12 hours, even if the light is green before the 12 hours, allow it to charge for the full 12 hours. Recharge the SORA only as needed and up to 12 hours only. DO NOT overcharge which can shorten the battery life. Disconnect the Charging Cord when not charging the device. SORA should be powered OFF and cannot be used while charging. Do not charge SORA for more than 24 hours.

### POWERING OFF AND ON

Press and hold the Power & Speed button of SORA for two seconds to turn it ON or OFF. Press it again briefly to switch between needling speeds.



## Usage Guide

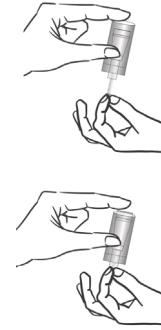
### READY TO USE:

Once you have assured of the full charge of your SORA device you can proceed with your treatment.

The efficiency of your SORA and satisfaction of your particular skincare needs depend in large part to the proper preparation and settings of your device.

### PREPARATION

1. It is highly recommended that you wash your face with cleanser and warm water before proceeding with SORA. Pull your hair back and away from your face as well.
2. Remove the single use cartridge from the sterilized packaging and attach it to the SORA by pushing it straight in and locking it in place by turning it clockwise.
3. Make sure that you select your treatment depth based on the area you will be treating and what you are treating. Please refer to Micro/NanoNeedling Depth Reference Chart further in this Manual for more detailed information.
4. If you are using a Hyaluronic Acid/Serum in combination, please add a few drops to the treatment area, power the device on and place the SORA onto your skin.




**PRO TIP:** always manually test the springy action of your new cartridge before inserting it.



Push cartridge in turning clockwise to get it in.

## Usage Guide

### TREATMENT:



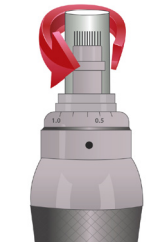
Maintaining a gentle, but firm pressure, start doing gliding (left to right, and right to left) motions and moving the device over the treatment area. Please be sure that you do not go over the same area more than once, unless treating an area with stretch marks, deep acne scars, deep wrinkles or burn scars. Once you are done with the treatment please dispose of the treatment cartridge as these are one-time use. **Please do not reuse SORA treatment cartridges as this can cause skin infection.**



### POST TREATMENT:

The after treatment is as important as the treatment itself. Please make sure that you **avoid sun exposure for approximately 48 hours**, and if you must go out please use sunblock SPF 30 minimum to protect your skin. DO NOT use scrubs, washcloth or brushes like the NOVA to clean your skin for at least 48 hours, **only your hands, gentle cleanser and warm water**, as this could cause irritation to your skin.

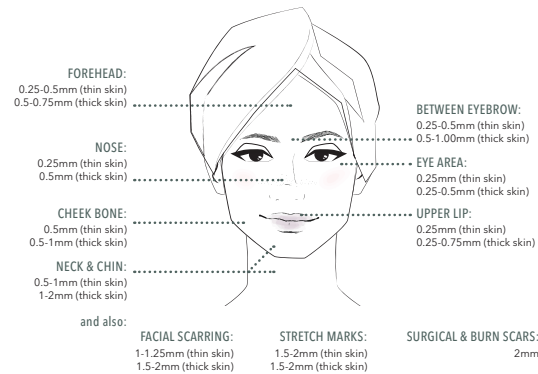
You may notice that your skin is red and possibly a little puffy and this is completely normal. You may notice minor scratches, apply non perfumed moisturizer as needed. Your skin may feel tight and/or dry, light peel/skin flaking is possible as well but will subside in a few days to reveal more youthful looking skin. Some acne/white bump outbreaks maybe possible but will also subside.



**Pull cartridge by turning counter clockwise to get it out.**

## Usage Guide

### Micro/NanoNeedling Depth Reference Chart:



### Suggested Speed Guide (according to chosen Depth setting):

Depth under 0.5mm: speed 1-2

Depth 0.5-0.75mm: speed 2-3

Depth 0.75-2mm: speed 3

### Caution & Contraindications:

DO NOT use this on skin that has open cuts, wounds, abrasions, during acne breakouts or cold sore breakouts, active psoriasis or eczema as this can cause skin contamination and infection. May cause pigmentation if used on sensitive skin. **DO NOT use on eye lids or on the lips** as the skin is extremely thin in these areas. **DO NOT allow the treatment tip to touch any other object than the skin** as you do not want to cross contaminate which can cause infections.

## Warnings & Warranty

### BASIC SAFETY PRECAUTIONS.

When using electrical products, especially when children are present, basic safety precautions should always be taken. IF YOU THINK THE POWER IS OFF WHEN THE SWITCH IS OFF, YOU ARE WRONG. If the plug is in, the power is on. Unplug electrical appliances when you are not using them.

### DANGERS.

To reduce the risk of electrocution: DO NOT get the Product or Charging Cable wet or immerse in water. Keep this product away from open flame or flammable aerosol products. The Device is not suitable for use in the presence of a flammable anesthetic mixture with air or oxygen or nitrous oxide.

### WARNINGS.

To reduce the risk of burns, electrocution, fire or injury to persons: Close supervision is necessary when this Product is used by, on, or near children or physically challenged persons. Use this product only for its intended use as described in this User Guide. DO NOT use this product where oxygen is being administered. The product has no serviceable parts. Never attempt to open the Device Handle for any reason. DO NOT disassemble, heat above 60°C ( 140o°F) or incinerate.

### IMPORTANT CAUTIONS.

This is not a medical Device and is not intended to treat medical conditions. If you are under a doctor's care for any skin condition, if you think you may have a skin condition or if you have very sensitive skin, consult your physician before using this product. This product uses magnets which may affect internal medical devices such as pacemakers. Keep away from internal medical devices. This Device is electrical and contains small parts. Keep out of reach of children. THIS PRODUCT IS NOT DESIGNED OR INTENDED PRIMARILY FOR CHILDREN 12 YEARS OF AGE OR YOUNGER.

If you have any medical concerns about using SORA, please consult your dermatologist before use.

If any of the components are damaged (SORA Device Handle, or USB Charging Cord) DO NOT use. DO NOT attempt to open or service components. Email Spa Sciences customer services at customerservice@spasciences.com

Email customer service at  
customerservice@spasciences.com

© 2020 Spa Sciences. All rights reserved.

## Warnings & Warranty

### Warranty:

**Your warranty is not effective unless you register the Product within 90 days of purchase. To register go online to [www.warrantyspasciences.com](http://www.warrantyspasciences.com) and complete the information required for registration.**

For a period of TWO (2) years from the date of purchase, Spa Sciences LP (the "Company") warrants the SORA MicroNeedling & NanoNeedling Derma Pen (the "Product") against damage, defects or failure resulting from ordinary consumer use under normal home conditions according to the instructions included with the Product (a "Covered Defect"). This warranty DOES NOT include damage, defects or failure caused by misuse or improper care of the Product; impact or insertion of foreign objects into or on the Product; application of harmful chemicals or abrasives to the Product; failure to follow manufacturer's instructions; normal wear and tear; alteration or overuse of the Product; or any professional or commercial use of the Product. If there is a Covered Defect during the two (2) years warranty period the Company agrees to exchange the Product with a new equivalent Product. This is the sole remedy available for breach of this limited warranty. Any claim for breach of this limited warranty must be commenced within two (2) years following the original purchase. This limited warranty applies only to a purchase of the Product from or an authorized reseller, is valid for the original end user of the Product only and cannot be transferred under any circumstances.

THE PROVISIONS OF THE FOREGOING WARRANTIES ARE IN LIEU OF ANY OTHER WARRANTY, WHETHER EXPRESS OR IMPLIED, WRITTEN OR ORAL (INCLUDING ANY WARRANTY OF MERCHANTABILITY OR FITNESS FOR A PARTICULAR PURPOSE). IN NO EVENT SHALL THE COMPANY BE LIABLE FOR ANY SPECIAL, INCIDENTAL, CONSEQUENTIAL, PUNITIVE, OR INDIRECT DAMAGES BASED UPON ANY LEGAL THEORY. SOME STATES DO NOT ALLOW LIMITS ON WARRANTIES, OR ON REMEDIES FOR BREACH IN CERTAIN TRANSACTIONS. IF APPLICABLE LAW DOES NOT PERMIT THE DISCLAIMER OF IMPLIED WARRANTIES, THEN THE DURATION OF SUCH IMPLIED WARRANTIES, ARE EXPRESSLY LIMITED TO THE DURATION OF THE EXPRESS LIMITED WARRANTY SET FORTH HEREIN.

### Additional Info

The entire operating manual including safety, care and warranty information is available at  
[www.soramanoal.com](http://www.soramanoal.com)